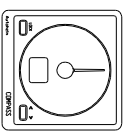
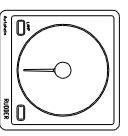


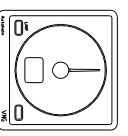
- NOTES:
- 1) FOR INFORMATION ON CONNECTIONS AND PRODUCT SPECIFICATIONS, PLEASE REFER TO HANDBOOK, PRODUCT SUPPORT AND WORKSHOP MANUALS.
 - 2) FOR ANY DIMENSIONAL INFORMATION NOT INCLUDED PLEASE CONTACT YOUR SALES REPRESENTATIVE.
 - 3) DIMENSIONS SHOWN ARE ACTUAL PRODUCT SIZE AND DO NOT INCLUDE ANY CLEARANCE DATA.



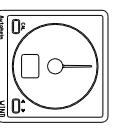
ST50 COMPASS DISPLAY



ST50 RUDDER ANGLE IND.



ST50 CH/VWG DISPLAY



ST50 WIND DISPLAY

THE INFORMATION CONTAINED HEREIN SHALL NOT BE REPRODUCED IN WHOLE OR IN PART WITHOUT THE PRIOR KNOWLEDGE BY RAYTHEON MARINE



DRAWN TO BS308



DO NOT SCALE - IF IN DOUBT ASK

DRN: s.gardner DATE: 18/12/98
DIMENSIONS IN MM SCALE: 1:2

TITLE ST 50 ANALOGUE DISPLAY
DRAWING No. D_50A